

# GARMIN G5

## STUDENT REFERENCE GUIDE



# The Whole Package

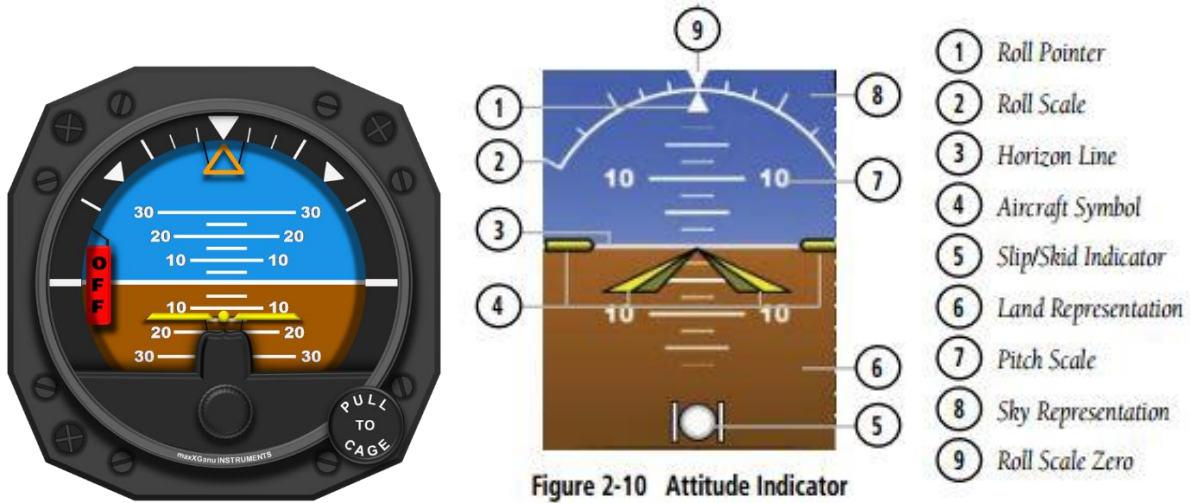
The G5 PFD Page displays a horizon, airspeed, attitude, altitude, vertical speed, heading, and course deviation information. The following flight instruments and supplemental flight data are displayed on the PFD Page.



Figure 2-7 G5 PFD Flight Instruments

- |                                |  |
|--------------------------------|--|
| ① Airspeed Indicator           | ⑫ Vertical Speed Indicator                       |
| ② Attitude Indicator           | ⑬ Current Altitude                               |
| ③ Pitch Scale                  | ⑭ VNAV Indicator or Vertical Deviation Indicator |
| ④ Current Airspeed             | ⑮ Altimeter                                      |
| ⑤ Aircraft Symbol              | ⑯ Selected Altitude                              |
| ⑥ Course Deviation Indicator   | ⑰ Navigation Course                              |
| ⑦ Slip/Skid Indicator          | ⑱ Current Heading or Ground Track                |
| ⑧ Ground Speed (GS)            | ⑲ Ground Track                                   |
| ⑨ Turn Rate Indicator          | ⑳ Heading or Ground Track                        |
| ⑩ Altimeter Barometric Setting | ㉑ Vspeed Reference                               |
| ⑪ Selected Altitude Bug        | ㉒ Battery Status Indicator                       |

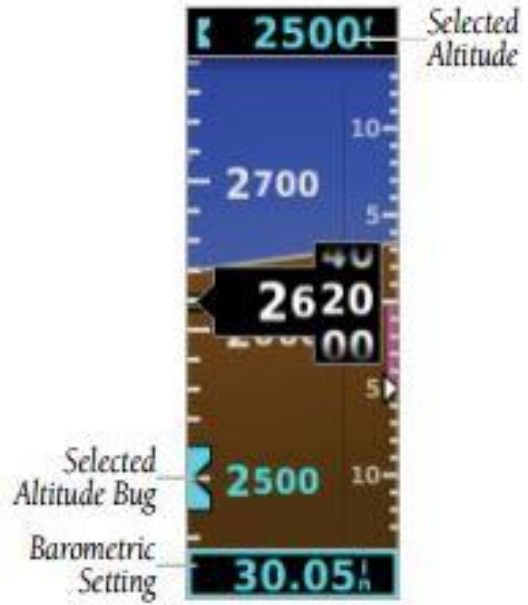
# Attitude Indicator



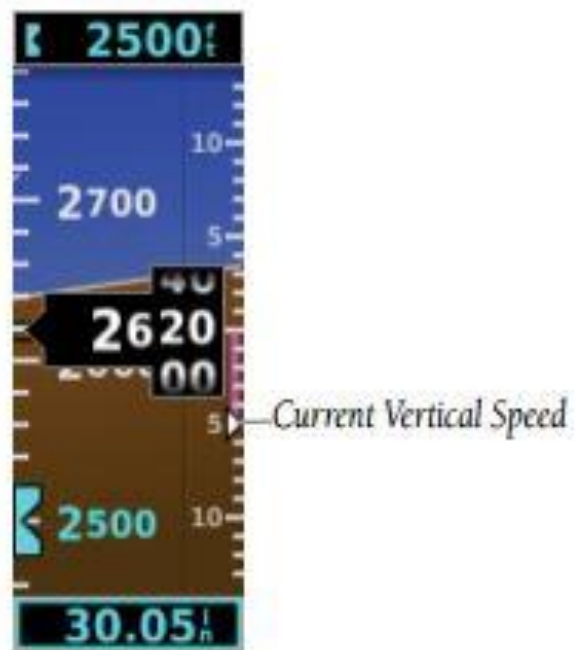
# Airspeed Indicator



# Altimeter



# Vertical Speed Indicator



# Turn Coordinator



Turn Rate  
Trend Vector  
Turn Rate Indicator  
(Standard Rate Tick Marks)

# Heading Information (Now GROUND TRACK)

